



**Elections
Ontario**

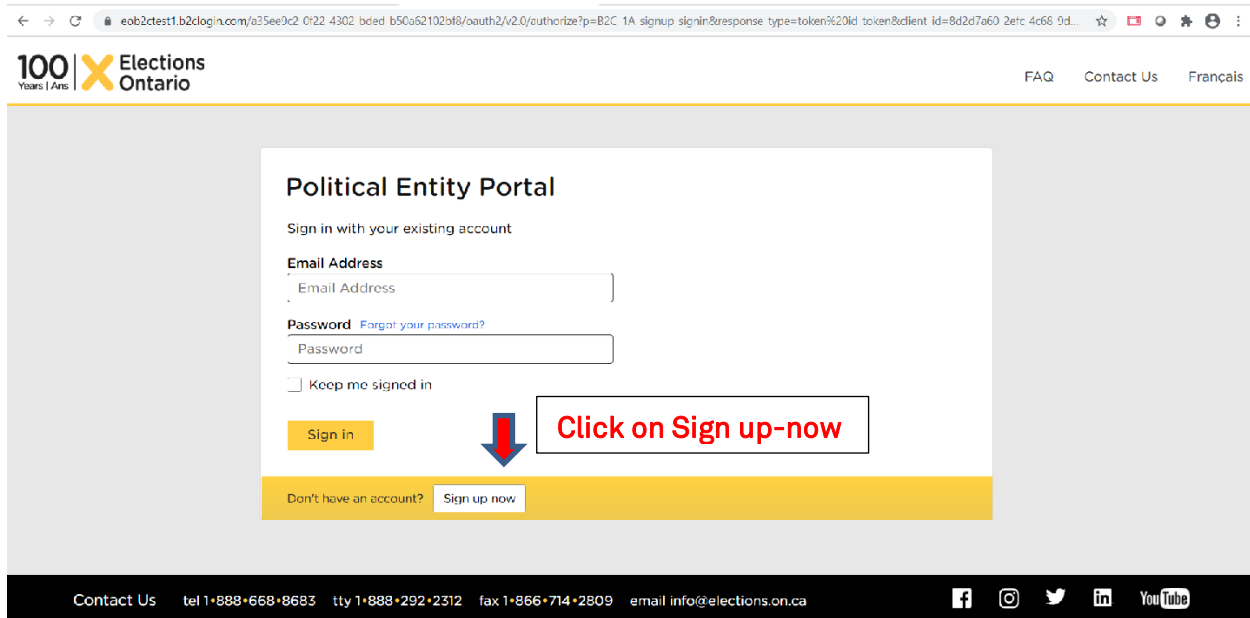
Elections Ontario Political Entity Portal (PEP) How To Sign Up and Log in

Click on this link to access the PEP live environment: <https://pep.elections.on.ca>

How to Sign up

If this is the first time you are logging into PEP, you must sign up and create your own password.

1. Click on Sign up now .



2. Enter your email address that is on record with Elections Ontario. This will be the email address you have provided on the registration form that was submitted to Elections Ontario.

Note: Do not enter a new password and confirm new password, at this time.

Political Entity Portal

Sign Up

By signing up to use this portal, you are agreeing to all terms stipulated in our [disclaimer / privacy policy](#).

Verification is necessary. Please click Send button.


Email Address

Send verification code

New Password

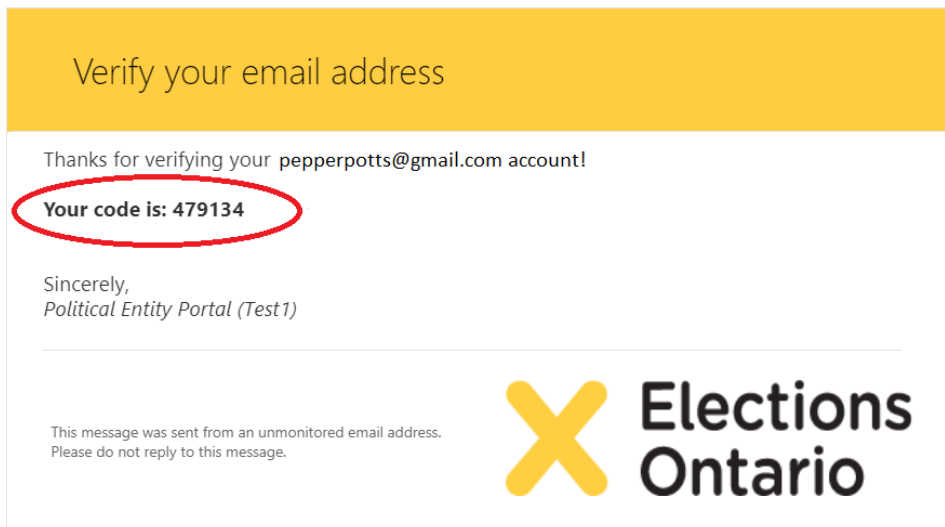
Confirm New Password

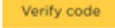
Create **Cancel**

3. Click on Send verification code  .

4. Check your email for a 6-digit verification code provided by Elections Ontario.

Note: Do not close the PEP web page while checking your email for the verification code. If you accidentally closed the web page, repeat steps 1 and 2 and make sure to use the verification code from the latest email sent by Elections Ontario.



5. Enter verification code, then click on Verify code  .

Political Entity Portal

Sign Up

By signing up to use this portal, you are agreeing to all terms stipulated in our [disclaimer / privacy policy](#).

Verification code has been sent to your inbox. Please copy it to the input box below.

Email Address

Verification code [Verify code](#) [Send new code](#)

New Password

Confirm New Password

1) Enter the verification code you received

2) Click here to verify code

[Create](#) [Cancel](#)

6. A message will show that your email address has been successfully verified. You will then have to create a “New Password” and “Confirm New Password”. Make sure your password meets all of the following criteria.

Password Criteria:


- 8-16 characters
- Must contain 3 out of 4 of the following:
 - lowercase characters
 - uppercase characters
 - digits (0-9)
 - one or more of the following symbols: @ # \$ % ^ & * - _ + = [] { } | \ : ' , ? / ^ ~ " () ;

7. Click on create [Create](#) .

Political Entity Portal

Sign Up

By signing up to use this portal, you are agreeing to all terms stipulated in our [disclaimer / privacy policy](#).

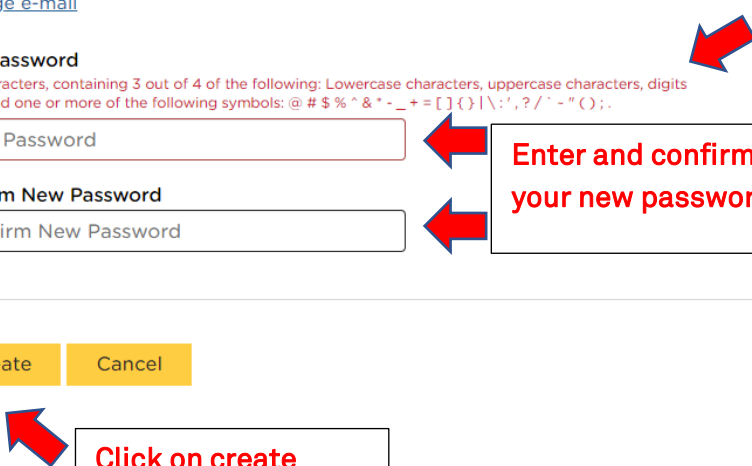
 E-mail address verified. You can now continue.

Email Address

[Change e-mail](#)

New Password
8-16 characters, containing 3 out of 4 of the following: Lowercase characters, uppercase characters, digits (0-9), and one or more of the following symbols: @ # \$ % ^ & * - _ + = [] { } | \ : ' , ? / ' - " () ; .

Confirm New Password




Click on create

Enter and confirm your new password.

Password must meet these criteria.

8. A message will be displayed that you have created your profile successfully and you are now ready to log in to the portal.

How to Log in

1. To Log in, enter your email address on record with Elections Ontario.
2. Then enter your password and click on Sign in  .

Political Entity Portal

Sign in with your existing account

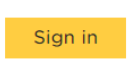
Email Address

pepperpotts@gmail.com

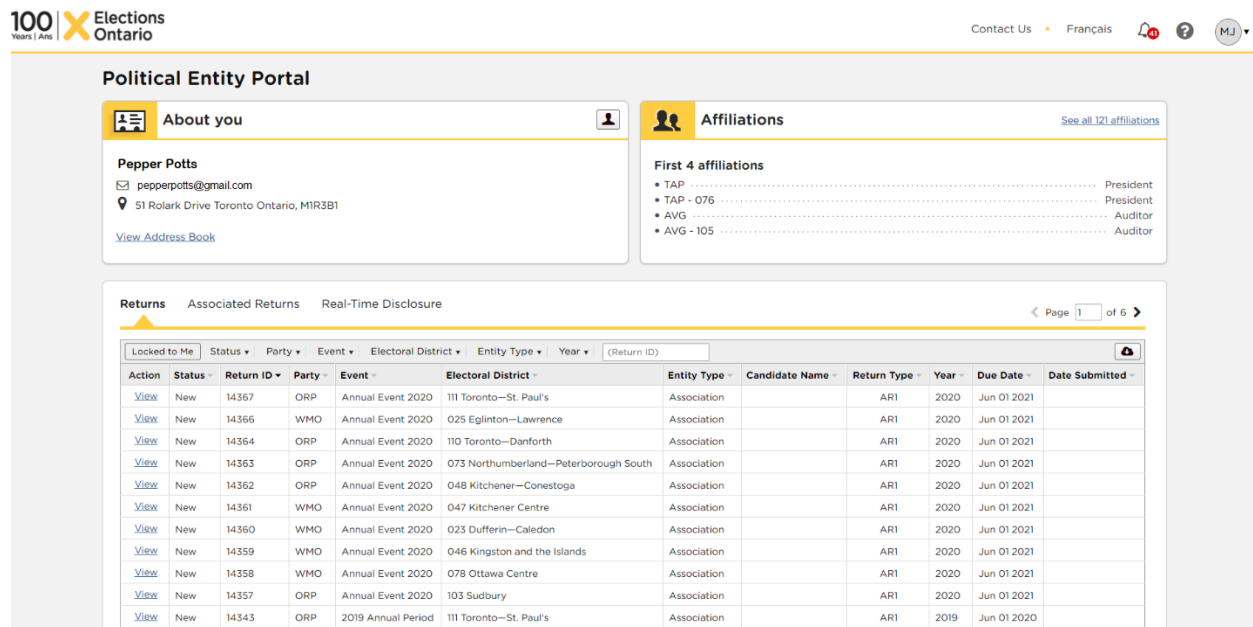
Password [Forgot your password?](#)

.....

Keep me signed in

  **Click here**

3. The landing page and financial returns grid will be displayed once you are logged in.



The screenshot shows the Political Entity Portal interface. At the top left is the '100 Years | Elections Ontario' logo. The top right contains navigation links for 'Contact Us', 'Français', and user profile icons. The main content area is divided into two sections: 'About you' and 'Affiliations'. The 'About you' section displays the user's name 'Pepper Potts', email 'pepperpotts@gmail.com', and address '51 Rolark Drive Toronto Ontario, M1R3B1'. The 'Affiliations' section lists 'First 4 affiliations' with roles: TAP (President), TAP - 076 (President), AVG (Auditor), and AVG - 105 (Auditor). Below these sections is a 'Returns' section with a filter bar and a table of financial returns. The table has columns for Action, Status, Return ID, Party, Event, Electoral District, Entity Type, Candidate Name, Return Type, Year, Due Date, and Date Submitted. The table contains 13 rows of data, including annual events for 2020 and a 2019 annual period.

Action	Status	Return ID	Party	Event	Electoral District	Entity Type	Candidate Name	Return Type	Year	Due Date	Date Submitted
View	New	14367	ORP	Annual Event 2020	111 Toronto—St. Paul's	Association		ARI	2020	Jun 01 2021	
View	New	14366	WMO	Annual Event 2020	025 Eglinton—Lawrence	Association		ARI	2020	Jun 01 2021	
View	New	14364	ORP	Annual Event 2020	110 Toronto—Danforth	Association		ARI	2020	Jun 01 2021	
View	New	14363	ORP	Annual Event 2020	073 Northumberland—Peterborough South	Association		ARI	2020	Jun 01 2021	
View	New	14362	ORP	Annual Event 2020	048 Kitchener—Conestoga	Association		ARI	2020	Jun 01 2021	
View	New	14361	WMO	Annual Event 2020	047 Kitchener Centre	Association		ARI	2020	Jun 01 2021	
View	New	14360	WMO	Annual Event 2020	023 Dufferin—Caledon	Association		ARI	2020	Jun 01 2021	
View	New	14359	WMO	Annual Event 2020	046 Kingston and the Islands	Association		ARI	2020	Jun 01 2021	
View	New	14358	WMO	Annual Event 2020	078 Ottawa Centre	Association		ARI	2020	Jun 01 2021	
View	New	14357	ORP	Annual Event 2020	103 Sudbury	Association		ARI	2020	Jun 01 2021	
View	New	14343	ORP	2019 Annual Period	111 Toronto—St. Paul's	Association		ARI	2019	Jun 01 2020	